

## How to use Flaminal Hydro and Flaminal Forte





## Ordering information



### LOWER ALGINATE CONTENT



Indicated for *low to moderately*-exuding wounds

PACK SIZE	PIP CODE	NHS CAT NO.
 5 X 15g tubes	324-2971	ELG021
 1 X 50g tubes	344-9600	ELG025



### HIGHER ALGINATE CONTENT

Indicated for *moderate to high*-exuding wounds

PACK SIZE	PIP CODE	NHS CAT NO.
 5 X 15g tubes	324-2963	ELG022
 1 X 50g tubes	344-9592	ELG023

 **Flaminal**<sup>®</sup>  
Enzyme Alginogel<sup>®</sup>

**Versatile. Dependable. Unique.**



**Comprehensive care  
for any wound type**

## REFERENCES

- White, R. The alginogel Flaminal: an overview of the evidence and use in clinical practice. Wounds UK. 2014;10:22-25.
- De Smet, K. et al. Pre-clinical evaluation of a new antimicrobial enzyme for the control of wound bioburden. Wounds. 2009;21:65-73.
- Durante, C. An open-label, non-comparative case series on the efficacy of an enzyme alginogel. J Wound Care. 2012;21:22-28.
- White, R. Flaminal a novel approach to wound bioburden. Wounds UK. 2006;2: 64-69.
- Cooper, RA. Inhibition of biofilms by glucose oxidase, lactoperoxidase and guaiacol: the active antibacterial component in an enzyme alginogel. Int Wound J. 2013;10:630-637.
- de la Brassinne, M. et al. A novel method of comparing the healing properties of two hydrogels in chronic leg ulcers. J Eur Acad Dermatol Venereol. 2006;20:131-135.
- Cuyvers, A. An enzyme alginogel supports the healing of a deep skin tear category 2. EWMA, Brussels. 2011 (poster presentation).
- Jackson, L. Management of a rhomboid cyst through a patient centred, holistic approach. Wounds UK, Harrogate. 2008 (poster presentation).
- Beele, H. et al. Expert consensus on a new enzyme alginogel. Wounds International. 2012;3:42-50.
- Berrington R. Flaminal: It's About T.I.M.E. Wounds UK, Harrogate. 2011 (poster presentation).
- Wormald, H., Management of pseudomonas infected bilateral leg ulcers with Flaminal. Wounds UK Poster Presentation 2013.
- Bloomer, L., et al. Treatment of a Diabetic Foot Ulcer with Flaminal and a superabsorbent dressing. Wounds UK Poster Presentation 2011.

[www.flenhealth.co.uk](http://www.flenhealth.co.uk)

Flen Health Ltd. 1 Northumberland Avenue, London WC2N 5BW  
T: +44 (0) 207 872 5460 F: +44 (0) 270 872 5611 E: [info@flenhealth.co.uk](mailto:info@flenhealth.co.uk)



Flaminal is coming home  
**Flen Health**  
advanced skin healing

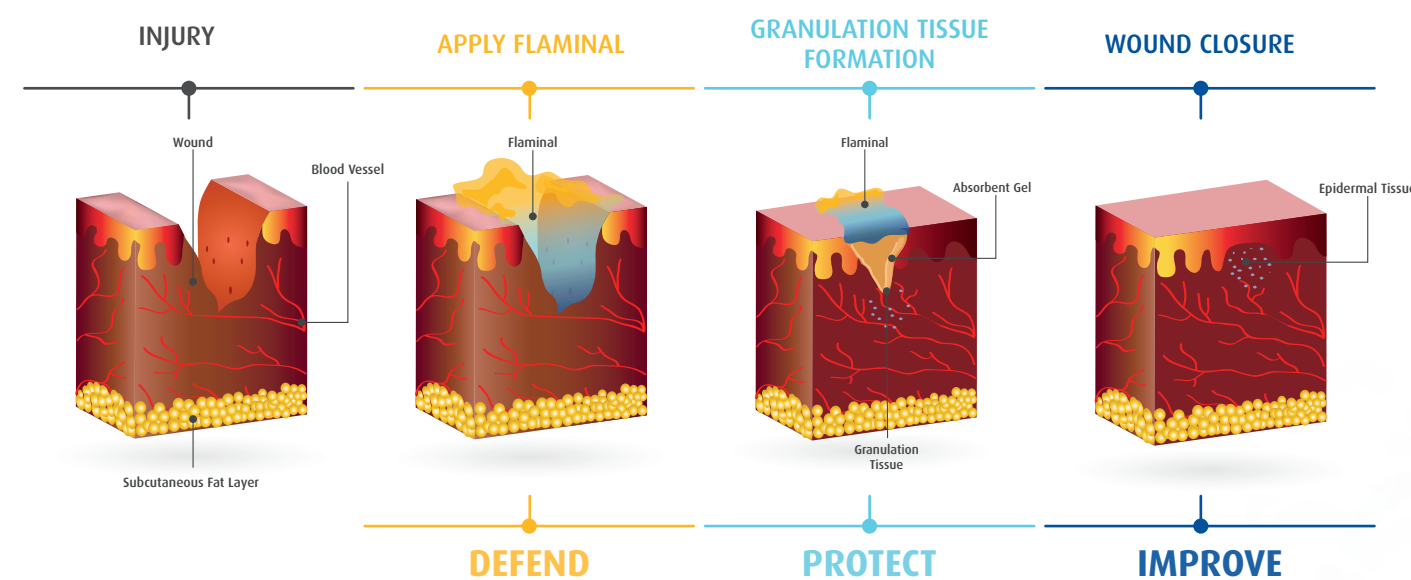
Flaminal and Enzyme Alginogel<sup>®</sup> are registered trademarks of Flen Pharma SA  
© Copyright Flen Health Ltd, 2016.

Flaminal is a **versatile, dependable** and **unique** dressing designed to simplify wound care. It provides clinical benefits in just one powerful product<sup>1</sup>:

**ALGINATE + ABSORBENT GEL + UNIQUE ENZYME SYSTEM**  
= **ENZYME ALGINOGEL<sup>1</sup>**



Clinically proven to protect granulation tissue and facilitate wound closure<sup>3</sup>



Flaminal – celebrating 10 years of clinical experience and improving patient lives



**VENOUS ULCERS<sup>11</sup>**



Debridement and reduction in wound bioburden were facilitated by Flaminal<sup>®</sup> in the management of this complex patient and wound.

*Wounds UK Poster Presentation 2013.*

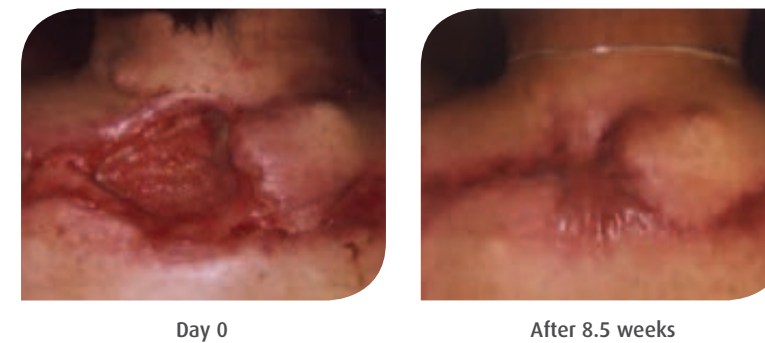
**DIABETIC FOOT ULCERS<sup>12</sup>**



Surgical debridement, followed by wound treatment with the antimicrobial dressing Flaminal<sup>®</sup> in combination with super absorbent dressing facilitated healing and thus prevented further tissue destruction in a young patient with poorly controlled diabetes.

*Wounds UK Poster Presentation 2011.*

**SURGICAL WOUNDS<sup>8</sup>**



The wound was sufficiently healed 8.5 weeks after commencing Flaminal treatment that treatment was moved to dry dressings and a week later the patient was discharged.

*Jackson L Wounds UK Poster 2008*

**FLAMINAL HAS BEEN USED FOR VARIOUS WOUND TYPES:<sup>9</sup>**

- Leg ulcers
- Pressure ulcers
- Partial thickness burns (deep, superficial)
- Radiotherapy wounds
- Donor sites

Flaminal Hydro and Flaminal Forte offer real benefits for you and your patient

Flexible tool **safe<sup>4</sup>** Cost-effective<sup>3</sup>  
**Controls infection<sup>4</sup>** **Safe<sup>4</sup>** **User friendly**  
**Kills bacteria<sup>2</sup>** **Versatile** **Protects wound edges<sup>3</sup>** **Liked by patients<sup>3</sup>**  
**Odour reduction<sup>10</sup>** **Pain reduction<sup>3</sup>**  
 Maintains moist wound environment<sup>4</sup>  
**Gentle wound debridement<sup>4</sup>** **Easy to apply & remove**



Indicated for **low to moderately-exuding** wounds



Indicated for **moderate to high-exuding** wounds

