

# Flaminal® vs Flamazine®: Evidence summary

**Hoeksema et al., Burns (2013): A comparative study of 1% silver sulphadiazine (Flamazine®) versus an enzyme alginogel (Flaminal®) in the treatment of partial thickness burns<sup>1,2</sup>**

**Study type:** Retrospective cohort

**Population:** 44 wounds treated with enzyme alginogel (Flaminal®) vs. 39 wounds treated with 1% Silver Sulfadiazine (SSD)(Flamazine®)

**Setting:** Ghent University Hospital Burn Centre, Belgium

**Objective:** Compare healing time, bacterial burden, and hospital stay between Flaminal® and Flamazine®.

**44 wounds**  
Flaminal® group

**39 wounds**  
Flamazine® group

## Key findings

### Healing time



**Flaminal® group** →

Median 17 days

**Flamazine® group** →

Median 24 days

Significant difference

( $p < 0.0001$ )

→ **Faster wound closure with Flaminal®**

### Length of hospital stay



**Flaminal® group** →


Median 11 days

**Flamazine® group** →

Median 15 days

No significant difference

### Bacterial burden




**Flaminal® group** →

had higher bacterial growth and more species during treatment

However, **no increase in wound infection, positive blood cultures, or antibiotic use**

→ **Colonization did not translate into clinical harm**



# Flaminal® vs Flamazine®: Evidence summary

## Clinical advantages of Flaminal®

No pseudoeschar/slough layer as can be seen with SSD  
→ **Easy wound assessment**

Maintains moist environment and continuous autolytic debridement → **Multiple mode of action reduces need for sandwich dressings**

Enzyme system kills bacteria without harming keratinocytes or fibroblasts → **No further delay in healing caused by cytotoxicity**



### Consistency on Colonization vs. Infection:

Both Hoeksema<sup>1,2</sup> and Rashaan<sup>3</sup> results show higher colonization with Flaminal® but no increase in infection or delayed healing, reinforcing safety.




### Healing Time Advantage:

Hoeksema<sup>1,2</sup> demonstrated a clear and significant reduction in healing time with Flaminal® compared to Flamazine®, which aligns with the rationale for adopting Flaminal® despite the Rashaan<sup>3</sup> showing equivalence.



### Mechanistic Justification:

Hoeksema<sup>1,2</sup> explains Flaminal®'s non-cytotoxic, enzyme-based antimicrobial action, contrasting Flamazine®'s potential cytotoxicity to keratinocytes and fibroblasts- Flaminal® is preferable for scar outcomes.



### Protocol Change Evidence:

Hoeksema<sup>1,2</sup> documents Ghent Burn Centre's switch from Flamazine® to Flaminal® as standard care based on the findings, highlighting real-world confidence in Flaminal®.